



SUPPORT CLASS RESULTS

YMI AUSTRALIAN SUPERBIKE CHAMPIONSHIP

Date: 23/02/18
 Event: Q02
 Weather: Light rain - Temp: 27.4C
 Track: Damp to wet - Temp: 32.5C

Qualifying

Started at: 13:40:02
 Laps: 20 Min
 Starters: 49
 Printed at: 14:18

PROVISIONAL CLASSIFICATION

Pos	No	Gr	Name	Machine	Fastest Lap	On Lap	Behind Prev	Behind Leader	Top Speed
1	1	A	Josh WATERS (VIC) / Team Suzuki Ecstar Australia	Suzuki GSX-R	1:43.676	10 of 10			288
2	47	A	Wayne MAXWELL (VIC) / Yamaha Racing Team	Yamaha YZF-R1	1:44.604	8 of 8	.928	.928	290
3	21	A	Troy BAYLISS (QLD) / Desmosport Ducati	Ducati Panigale FE	1:45.093	8 of 9	.489	1.417	289
4	25	A	Daniel FALZON (SA) / Yamaha Racing Team	Yamaha YZF-R1	1:45.411	10 of 10	.318	1.735	286
5	17	A	Troy HERFOSS (QLD) / Penrite Honda	Honda CBR RR SP	1:45.987	9 of 10	.576	2.311	273
6	178	A	Michael BLAIR (NSW) / Yamaha / Gosford Classic Car Museum	Yamaha YZF-R1	1:46.509	10 of 10	.522	2.833	279
7	14	A	Glenn ALLERTON (NSW) / NextGen Motorsports	BMW S RR	1:46.932	10 of 10	.423	3.256	282
8	94	?	Mitchell REES (NZ) / Carl Cox M-sport / Honda / Tony Rees M-cycles	Honda CBR1000	1:48.359	8 of 11	1.427	4.683	273
9	64	A	Aaron MORRIS (NSW) / Maxima Yamaha	Yamaha YZF-R1	1:49.150	1 of 2	.791	5.474	282
10	12	A	Matt WALTERS (NSW) / Swann Insurance Superbike	Kawasaki ZX10	1:49.192	10 of 11	.042	5.516	271
11	83	A	Kyle BUCKLEY (QLD) / Kawasaki / BC Performance	Kawasaki ZX10R	1:49.248	8 of 9	.056	5.572	269
12	57	A	Michael JONES (QLD) / Allsite Concrete Cutting / XXX Rated Race Susp.	Kawasaki ZX10R	1:49.470	6 of 6	.222	5.794	281
13	67	A	Bryan STARING (WA) / Kawasaki / BC Performance	Kawasaki ZX10R	1:49.549	8 of 9	.079	5.873	273
14	30	A	Mark CHIODO (VIC) / Team Suzuki Ecstar Australia	Suzuki GSXR-R	1:50.737	9 of 10	1.188	7.061	283
15	3	A	David BARKER (VIC)	Kawasaki ZX10R	1:50.793	6 of 8	.056	7.117	251
16	24	C	Matt TOOLEY (VIC) / Phillip Island Ride Days	Yamaha YZF-R1	1:51.633	3 of 3	.840	7.957	269
17	56	A	Bradley SWALLOW (NSW) / Kawasaki Australia / Duspeed	Kawasaki ZX10R	1:51.820	7 of 7	.187	8.144	282
18	50	A	Callum SPRIGGS (QLD) / CS 50 Racing	Kawasaki ZX10RR	1:52.225	5 of 6	.405	8.549	269
19	99	A	William STRUGNELL (SA) / Statewide RR / Lees Spoton Motorcycles	Kawasaki ZX10R	1:52.255	7 of 7	.030	8.579	281
20	20	A	Alex PHILLIS (VIC) / Phillis Racing	Suzuki GSXR-R	1:52.566	8 of 8	.311	8.890	270
21	77	A	Adam SENIOR (WA) / Senior Engineering / Pirelli	Yamaha YZF-R1	1:52.626	8 of 9	.060	8.950	246
22	52	A	Corey TURNER (QLD) / Brisbane Motorcycles	Suzuki GSXR-R	1:52.695	7 of 8	.069	9.019	265
23	29	A	Ted COLLINS (VIC)	BMW S RR	1:52.829	10 of 10	.134	9.153	260
24	53	A	Mason COOTE (VIC) / AARK Suspension and Tuning / Kuboto Helmets	Kawasaki ZX10R	1:52.860	9 of 9	.031	9.184	265
25	43	?	Edward FAULKHEAD (VIC)	Honda CBR RR	1:53.335	2 of 9	.475	9.659	281
26	61	?	Arthur SISSIS (SA)	Suzuki GSXR-R	1:53.339	3 of 3	.004	9.663	263
27	188	A	Lucas VITALE (NSW) / BCPerformance Junior Team	Kawasaki ZX10R	1:53.741	8 of 8	.402	10.065	255
28	44	?	Cody TRAVERS (TAS) / Cycle World Tasmania	Suzuki GSXR-R	1:53.952	5 of 6	.211	10.276	262

Scott Laing
 Chief Time Keeper - Scott Laing


Tom Williams
 Clerk of Course - Tom Williams

Computime Race Timing Systems Pty Ltd © 1996
 Licensed to Computime Race Timing Systems

COMPUTIME RACE TIMING SYSTEMS PTY LTD
www.computime.com.au

9 Timber Lane, Glen Waverley Vic 3150. Ph: 0418 17 13 17

E-mail: scott@computime.com.au





SUPPORT CLASS RESULTS

YMI AUSTRALIAN SUPERBIKE CHAMPIONSHIP

Date: 23/02/18
 Event: Q02
 Weather: Light rain - Temp: 27.4C
 Track: Damp to wet - Temp: 32.5C

Qualifying

Started at: 13:40:02
 Laps: 20 Min
 Starters: 49
 Printed at: 14:18

PROVISIONAL CLASSIFICATION

Pos	No	Gr	Name	Machine	Fastest Lap	On Lap	Behind Prev	Behind Leader	Top Speed
29	66	B	Aaiden COOTE (VIC) / AARK Suspension and Tuning / Cykel Products	Kawasaki ZX10R	1:54.157	7 of 7	.205	10.481	267
30	11	A	Philip CZAJ (VIC) / Eco light Up / 11Motosport	Aprilia RSV4 F	1:54.293	5 of 7	.136	10.617	262
31	404	B	Con KOKKORIS (NSW) / Tick Signs	Ducati Panigale	1:54.308	5 of 8	.015	10.632	271
32	74	A	Scott McGREGOR (Vic) / Mini Loader Hire	Yamaha YZF-R1	1:54.369	7 of 7	.061	10.693	254
33	23	B	Heath GRIFFIN (NSW) / Russell Symes & Company / Craig McMartin	Ducati Panigale R	1:54.540	2 of 6	.171	10.864	265
34	96	A	Mathew HARDING (NSW) / K&R Hydraulics / Kawasaki Connection	Kawasaki ZX10R	1:55.928	3 of 9	1.388	12.252	275
35	68	A	Mitchell LEVY (NSW) / ATR / Manshed Auctions	Yamaha YZF-R1	1:57.019	8 of 8	1.091	13.343	265
36	18	B	Ashley MANUEL (SA) / Pendragon Racing	Kawasaki ZX10R	1:57.473	5 of 5	.454	13.797	247
37	78	B	Nathan SPITERI (VIC) / Livson / RST	Suzuki GSXR-R	1:57.566	9 of 10	.093	13.890	242
38	16	B	Rowen SMITH (VIC) / Assembly Now	Kawasaki ZX10R	1:57.744	5 of 5	.178	14.068	241
39	39	D	Tassy LIMANIS (VIC) / Vinnies Racing	BMW S RR	1:57.843	2 of 8	.099	14.167	247
40	92	B	Patrick LI (VIC) / MotoGo Yamaha	Yamaha YZF-R1	1:57.994	2 of 2	.151	14.318	273

Number of Qualifiers: 40

Non-qualifiers

DNQ	62	A	Brendan McINTYRE (NSW) / Western Motorcycles Sydney	Suzuki GSXR-R	1:58.136	6 of 6	.142	14.460	256
DNQ	81	C	Joel RHODES (NSW) / Bikebiz / Pathway Communications	Yamaha YZF-R1	1:58.420	7 of 7	.284	14.744	237
DNQ	41	C	Brian KOZAN (VIC) / Qualia Racing / Brian Kozan	BMW S RR	1:58.993	7 of 7	.573	15.317	228
DNQ	22	A	Trent GIBSON (VIC) / A6M7 Suzuki	Suzuki GSXR-R	1:59.513	6 of 6	.520	15.837	238
DNQ	37	B	Hamish McMURRAY (NSW) / Six ways from Sunday	Kawasaki ZX10R	2:00.453	3 of 4	.940	16.777	224
DNQ	34	C	Justin VELLA (VIC) / Benzina Garage / Vella Developments	Kawasaki ZX10R	2:01.093	7 of 8	.640	17.417	253
DNQ	82	B	Jake DREW (VIC) / Brighton Bikes & Bits / Willmax Graphics / YRD	Yamaha YZF-R1	2:09.787	3 of 3	8.694	26.111	232
DNQ	686	C	Tracey DAVIES (VIC) / Villa Verde free Range Eggs / Girl Rider	Ducati Panigale	2:39.986	1 of 3	30.199	56.310	164

Not enough laps

NC	54	A	Adam CHRISTIE (SA) / AGMT Suzuki / ECSTAR Oils	Suzuki GSX-R	.000	0 of 0		-1:43.676	
----	----	---	--	--------------	------	--------	--	-----------	--

Current best lap for SBK class - 1:32.274 by Wayne MAXWELL (VIC) on a Suzuki GSX-R set on 05/10/13

*** NON-QUALIFIERS TO BE HELD AS RESERVES ***

The results are provisional until the end of the time limit for protests and appeals.


 Chief Time Keeper - Scott Laing


 Clerk of Course - Tom Williams



Computime Race Timing Systems Pty Ltd © 1996
 Licensed to Computime Race Timing Systems

COMPUTIME RACE TIMING SYSTEMS PTY LTD
www.computime.com.au

9 Timber Lane, Glen Waverley Vic 3150. Ph: 0418 17 13 17

E-mail: scott@computime.com.au





SUPPORT CLASS RESULTS

YMI AUSTRALIAN SUPERBIKE CHAMPIONSHIP

Qualifying

Date: 23/02/18
 Event: Q02
 Weather: Light rain - Temp: 27.4C
 Track: Damp to wet - Temp: 32.5C

Started at: 13:40:02
 Laps: 20 Min
 Starters: 49
 Printed at: 14:18

PROVISIONAL LAP TIMES

No	Name	Lap 1	Lap 2	Lap 3	Lap 4	Lap 5	Lap 6	Lap 7	Lap 8	Lap 9	Lap 10
1	Josh WATERS (VIC)	3:01.543	1:54.682	1:49.787	1:47.721	1:47.887	1:52.756	1:45.601	2:01.158	1:44.192	<u>1:43.676</u>
3	David BARKER (VIC)	2:07.030	1:55.620	1:54.280	1:54.589	1:52.014	<u>1:50.793</u>	1:51.325	1:51.421		
11	Philip CZAJ (VIC)	2:04.220	1:54.616	1:55.279	1:54.893	<u>1:54.293</u>	3:24.898	2:01.655			
12	Matt WALTERS (NSW)	1:56.427	1:54.982	1:53.917	2:11.141	1:55.035	1:52.755	1:52.063	1:51.094	1:50.336	<u>1:49.192</u>
	10	1:49.865									
14	Glenn ALLERTON (NSW)	2:06.769	2:55.108	1:59.506	1:51.078	1:49.234	1:48.681	1:47.522	1:50.719	1:53.042	<u>1:46.932</u>
16	Rowen SMITH (VIC)	2:09.616	2:00.362	1:59.335	1:58.480	<u>1:57.744</u>					
17	Troy HERFOSS (QLD)	2:03.692	1:55.631	3:23.347	2:05.148	2:00.641	1:48.737	1:47.139	1:47.090	<u>1:45.987</u>	1:46.798
18	Ashley MANUEL (SA)	12:16.642	2:06.265	1:59.068	1:58.156	<u>1:57.473</u>					
20	Alex PHILLIS (VIC)	1:56.641	1:53.425	6:46.079	2:00.968	1:54.092	1:54.160	1:53.846	<u>1:52.566</u>		
21	Troy BAYLISS (QLD)	1:59.307	1:49.930	1:49.037	1:56.232	1:47.850	4:37.059	1:50.130	<u>1:45.093</u>	1:52.667	
22	Trent GIBSON (VIC)	7:57.717	2:13.843	2:01.382	2:02.422	2:02.068	<u>1:59.513</u>				
23	Heath GRIFFIN (NSW)	1:58.967	<u>1:54.540</u>	2:00.939	1:57.096	1:58.220	1:56.607				
24	Matt TOOLEY (VIC)	2:00.437	1:52.836	<u>1:51.633</u>							
25	Daniel FALZON (SA)	1:53.589	1:46.931	1:49.738	2:02.479	1:48.244	2:07.860	1:47.464	1:46.415	1:54.954	<u>1:45.411</u>
29	Ted COLLINS (VIC)	2:08.858	2:02.427	2:38.122	2:01.053	1:56.375	1:55.856	1:53.610	1:53.727	1:53.014	<u>1:52.829</u>
30	Mark CHiodo (VIC)	2:00.311	1:55.989	2:02.109	1:56.811	1:55.198	1:53.809	1:52.666	2:02.313	<u>1:50.737</u>	2:06.798
34	Justin VELLA (VIC)	2:13.353	2:14.778	2:11.273	2:07.567	2:06.209	2:03.941	<u>2:01.093</u>	2:02.961		
37	Hamish McMURRAY (NSW)	14:41.164	2:05.571	<u>2:00.453</u>	2:01.545						
39	Tassy LIMANIS (VIC)	2:05.248	<u>1:57.843</u>	1:58.814	1:58.666	3:10.950	2:07.746	1:58.351	1:59.004		
41	Brian KOZAN (VIC)	2:22.787	7:36.674	2:12.702	2:05.994	2:03.568	2:01.315	<u>1:58.993</u>			
43	Edward FAULKHEAD (VIC)	1:59.288	<u>1:53.335</u>	1:58.645	3:40.460	2:10.320	2:40.497	1:56.931	1:57.289	1:55.857	
44	Cody TRAVERS (TAS)	1:54.034	1:56.844	10:02.546	2:04.576	<u>1:53.952</u>	1:55.395				
47	Wayne MAXWELL (VIC)	1:55.116	1:45.762	1:47.435	6:47.299	1:56.790	1:45.762	1:45.171	<u>1:44.604</u>		
50	Callum SPRIGGS (QLD)	8:33.048	2:05.433	1:56.078	1:54.289	<u>1:52.225</u>	1:52.581				
52	Corey TURNER (QLD)	2:03.212	1:57.314	6:31.608	2:06.600	1:54.139	1:53.820	<u>1:52.695</u>	2:01.814		
53	Mason COOTE (VIC)	3:10.979	2:08.992	1:56.709	1:56.629	1:55.350	1:56.454	1:53.756	1:53.376	<u>1:52.860</u>	
56	Bradley SWALLOW (NSW)	1:58.343	1:55.337	1:54.619	1:55.112	8:41.088	2:02.229	<u>1:51.820</u>			
57	Michael JONES (QLD)	8:47.056	2:00.051	1:52.967	1:51.417	1:50.177	<u>1:49.470</u>				
61	Arthur SISSIS (SA)	2:17.352	1:55.665	<u>1:53.339</u>							
62	Brendan McINTYRE (NSW)	2:11.966	2:07.790	8:15.144	2:00.026	2:00.944	<u>1:58.136</u>				
64	Aaron MORRIS (NSW)	<u>1:49.150</u>	1:50.787								
66	Aaiden COOTE (VIC)	2:04.036	2:00.333	8:01.519	2:02.276	1:56.745	1:54.904	<u>1:54.157</u>			
67	Bryan STARING (WA)	2:06.977	3:34.495	2:02.257	1:54.735	1:52.180	1:51.874	1:50.062	<u>1:49.549</u>	1:49.918	
68	Mitchell LEVY (NSW)	3:25.171	2:13.693	2:03.012	3:44.471	2:12.170	1:58.516	1:57.978	<u>1:57.019</u>		

Scott Laing
 Chief Time Keeper - Scott Laing


Tom Williams
 Clerk of Course - Tom Williams



Computime Race Timing Systems Pty Ltd © 1996
 Licensed to Computime Race Timing Systems
COMPUTIME RACE TIMING SYSTEMS PTY LTD
www.computime.com.au

9 Timber Lane, Glen Waverley Vic 3150. Ph: 0418 17 13 17

E-mail: scott@computime.com.au





SUPPORT CLASS RESULTS

YMI AUSTRALIAN SUPERBIKE CHAMPIONSHIP

Qualifying

Date: 23/02/18
Event: Q02
Weather: Light rain - Temp: 27.4C
Track: Damp to wet - Temp: 32.5C

Started at: 13:40:02
Laps: 20 Min
Starters: 49
Printed at: 14:18

PROVISIONAL LAP TIMES

No	Name	Lap 1	Lap 2	Lap 3	Lap 4	Lap 5	Lap 6	Lap 7	Lap 8	Lap 9	Lap 10
74	Scott McGREGOR (Vic)	2:01.965	1:57.585	1:55.746	1:55.447	1:54.603	1:55.683	1:54.369			
77	Adam SENIOR (WA)	2:08.696	1:57.413	1:57.547	1:57.520	1:55.046	1:54.444	1:54.381	1:52.626	1:52.991	
78	Nathan SPITERI (VIC)	2:01.609	3:18.994	2:01.585	1:58.237	1:59.520	1:58.871	1:58.578	1:59.002	1:57.566	1:58.353
81	Joel RHODES (NSW)	2:16.036	7:38.982	2:08.246	1:59.532	2:01.414	2:00.468	1:58.420			
82	Jake DREW (VIC)	2:17.971	15:22.939	2:09.787							
83	Kyle BUCKLEY (QLD)	5:14.965	1:51.850	1:44.356	1:58.033	1:50.718	1:51.566	1:52.451	1:49.248	1:50.534	
92	Patrick LI (VIC)	2:06.392	1:57.994								
94	Mitchell REES (NZ)	2:04.439	1:53.755	1:53.744	1:53.033	1:52.858	1:50.431	1:50.461	1:48.359	1:51.229	1:48.708
	10	1:48.487									
96	Mathew HARDING (NSW)	3:18.665	2:05.226	1:55.928	1:58.197	1:59.037	1:56.737	1:56.407	1:58.135	1:57.349	
99	William STRUGNELL (SA)	2:02.320	1:57.548	3:09.449	2:08.845	1:57.292	1:53.285	1:52.255			
178	Michael BLAIR (NSW)	2:52.737	1:52.870	1:49.641	1:49.191	1:48.344	1:48.251	1:47.240	2:57.531	1:52.359	1:46.509
188	Lucas VITALE (NSW)	2:06.624	6:28.680	2:09.323	2:01.036	1:59.738	1:56.484	1:55.366	1:53.741		
404	Con KOKKORIS (NSW)	3:28.645	2:04.437	1:55.548	1:55.798	1:54.308	1:54.571	1:56.671	2:02.562		
686	Tracey DAVIES (VIC)	2:39.986	14:31.362	2:57.300							

*** NON-QUALIFIERS TO BE HELD AS RESERVES ***

The results are provisional until the end of the time limit for protests and appeals.


Chief Time Keeper - Scott Laing


Clerk of Course - Tom Williams



Computime Race Timing Systems Pty Ltd © 1996
Licensed to Computime Race Timing Systems
COMPUTIME RACE TIMING SYSTEMS PTY LTD
www.computime.com.au

9 Timber Lane, Glen Waverley Vic 3150. Ph: 0418 17 13 17

E-mail: scott@computime.com.au





SUPPORT CLASS RESULTS

YMI AUSTRALIAN SUPERBIKE CHAMPIONSHIP

Qualifying

Date: 23/02/18
Event: Q02
Weather: Light rain - Temp: 27.4C
Track: Damp to wet - Temp: 32.5C

Started at: 13:40:02
Laps: 20 Min
Starters: 49
Printed at: 14:18

PROVISIONAL SPLIT TIMES

Lap	Split 1	Split 2	Split 3	Split 4	Lap Time	Spd	Lap	Split 1	Split 2	Split 3	Split 4	Lap Time	Spd
1 Josh WATERS (VIC) (1st)							8	26.630	32.375	21.528	30.561	1:51.094	269
1	32.565	37.117	24.506	1:27.355	3:01.543 P		9	26.474	32.400	21.188	30.274	1:50.336	265
2	30.191	33.202	21.467	29.822	1:54.682 P		10	25.936	32.075	21.005	30.176	1:49.192	271
3	26.303	31.865	21.610	30.009	1:49.787	279	11	26.099	32.128	21.143	30.495	1:49.865	271
4	25.902	31.595	20.830	29.394	1:47.721	283	14 Glenn ALLERTON (NSW) (7th)						
5	26.076	31.254	20.603	29.954	1:47.887	278	1	32.862	35.256	23.816	34.835	2:06.769 P	
6	26.140	32.115	23.171	31.330	1:52.756	285	2	29.759	36.920	23.652	1:24.777	2:55.108	261
7	25.361	30.760	20.589	28.891	1:45.601	278	3	32.712	33.313	21.909	31.572	1:59.506 P	
8	25.850	44.261	22.086	28.961	2:01.158	271	4	26.530	32.395	21.355	30.798	1:51.078	269
9	25.035	30.474	20.029	28.654	1:44.192	287	5	26.142	31.616	20.936	30.540	1:49.234	278
10	24.681	30.265	20.009	28.721	1:43.676	288	6	25.927	31.539	20.796	30.419	1:48.681	281
3 David BARKER (VIC) (15th)							7	25.562	31.399	20.650	29.911	1:47.522	282
1	37.268	35.222	22.815	31.725	2:07.030 P		8	25.449	33.404	20.955	30.911	1:50.719	282
2	28.352	34.345	21.615	31.308	1:55.620	235	9	26.208	32.128	21.215	33.491	1:53.042	269
3	27.504	33.948	21.655	31.173	1:54.280	234	10	25.439	31.032	20.579	29.882	1:46.932	282
4	27.838	33.296	22.230	31.225	1:54.589	241	16 Rowen SMITH (VIC) (38th)						
5	27.269	32.835	21.396	30.514	1:52.014	239	1	34.094	38.461	23.824	33.237	2:09.616 P	
6	27.030	32.423	21.210	30.130	1:50.793	245	2	28.935	35.829	23.016	32.582	2:00.362	237
7	27.038	32.952	21.081	30.254	1:51.325	241	3	28.374	35.298	22.934	32.729	1:59.335	239
8	26.276	33.086	21.179	30.880	1:51.421	251	4	28.806	34.906	22.701	32.067	1:58.480	241
11 Philip CZAJ (VIC) (30th)							5	27.851	34.840	22.696	32.357	1:57.744	235
1	33.595	34.992	23.095	32.538	2:04.220 P		17 Troy HERFOSS (QLD) (5th)						
2	27.502	34.130	21.962	31.022	1:54.616	260	1	32.404	34.824	21.892	34.572	2:03.692 P	
3	27.166	34.193	22.889	31.031	1:55.279	262	2	27.350	33.535	22.053	32.693	1:55.631	268
4	27.391	34.249	21.900	31.353	1:54.893	255	3	32.817	40.600	26.384	1:43.546	3:23.347	247
5	27.377	33.652	22.115	31.149	1:54.293	258	4	36.568	34.149	23.282	31.149	2:05.148 P	
6	27.429	34.194	22.403	2:00.872	3:24.898	258	5	36.704	32.792	21.099	30.046	2:00.641	272
7	34.495	33.929	21.950	31.281	2:01.655 P		6	26.219	32.010	20.773	29.735	1:48.737	264
12 Matt WALTERS (NSW) (10th)							7	25.708	31.247	20.526	29.658	1:47.139	270
1	30.421	33.204	21.823	30.979	1:56.427 P		8	25.308	31.130	21.012	29.640	1:47.090	273
2	27.276	33.677	22.307	31.722	1:54.982	263	9	25.730	30.653	20.296	29.308	1:45.987	273
3	27.334	33.377	21.837	31.369	1:53.917	263	10	25.592	31.255	20.560	29.391	1:46.798	255
4	42.717	34.822	22.067	31.535	2:11.141	263	18 Ashley MANUEL (SA) (36th)						
5	27.910	33.403	22.011	31.711	1:55.035	249	1	32.060	37.620	23.968	10:42.994	12:16.642 P	
6	27.123	33.082	21.534	31.016	1:52.755	262	2	33.360	36.203	23.485	33.217	2:06.265 P	
7	26.584	32.699	21.718	31.062	1:52.063	269							

Chief Time Keeper - Scott Laing

Clerk of Course - Tom Williams



Computime Race Timing Systems Pty Ltd © 1996
Licensed to Computime Race Timing Systems
COMPUTIME RACE TIMING SYSTEMS PTY LTD
www.computime.com.au

9 Timber Lane, Glen Waverley Vic 3150. Ph: 0418 17 13 17

E-mail: scott@computime.com.au





SUPPORT CLASS RESULTS

YMI AUSTRALIAN SUPERBIKE CHAMPIONSHIP

Qualifying

Date: 23/02/18
 Event: Q02
 Weather: Light rain - Temp: 27.4C
 Track: Damp to wet - Temp: 32.5C

Started at: 13:40:02
 Laps: 20 Min
 Starters: 49
 Printed at: 14:18

PROVISIONAL SPLIT TIMES

Lap	Split 1	Split 2	Split 3	Split 4	Lap Time	Spd	Lap	Split 1	Split 2	Split 3	Split 4	Lap Time	Spd
3	29.027	35.187	22.633	32.221	1:59.068	247	6	28.172	34.210	22.701	31.524	1:56.607	245
4	27.722	34.625	22.905	32.904	1:58.156	247							
5	27.759	34.645	22.627	32.442	1:57.473	244	24 Matt TOOLEY (VIC) (16th)						
							1	32.073	34.750	21.356	32.258	2:00.437 P	
20 Alex PHILLIS (VIC) (20th)							2	26.931	32.929	21.867	31.109	1:52.836	265
1	31.461	32.338	21.077	31.765	1:56.641 P	264	3	26.160	32.733	21.267	31.473	1:51.633	269
2	27.735	33.001	21.236	31.453	1:53.425	264	25 Daniel FALZON (SA) (4th)						
3	30.310	6:15.769			6:46.079	248	1	30.805	31.793	21.121	29.870	1:53.589 P	
4	32.238	34.708	22.781	31.241	2:00.968 P		2	24.928	31.756	20.492	29.755	1:46.931	286
5	26.831	34.091	22.208	30.962	1:54.092	270	3	26.470	32.060	20.960	30.248	1:49.738	281
6	26.883	32.997	22.227	32.053	1:54.160	267	4	27.679	36.669	23.571	34.560	2:02.479	266
7	26.941	33.405	22.263	31.237	1:53.846	263	5	25.859	31.863	20.806	29.716	1:48.244	282
8	26.663	32.823	21.861	31.219	1:52.566	262	6	29.029	47.825	20.979	30.027	2:07.860	284
21 Troy BAYLISS (QLD) (3rd)							7	25.349	31.848	20.618	29.649	1:47.464	284
1	33.418	33.141	21.825	30.923	1:59.307 P		8	25.337	31.309	20.271	29.498	1:46.415	286
2	26.142	32.067	21.461	30.260	1:49.930	281	9	25.525	34.053	22.261	33.115	1:54.954	286
3	26.001	31.556	21.218	30.262	1:49.037	285	10	25.059	30.748	20.437	29.167	1:45.411	284
4	26.008	34.163	23.243	32.818	1:56.232	281	29 Ted COLLINS (VIC) (23th)						
5	25.771	31.319	20.985	29.775	1:47.850	281	1	33.288	36.636	23.656	35.278	2:08.858 P	
6	28.389	36.208	24.147	3:08.315	4:37.059	255	2	29.058	36.270	23.402	33.697	2:02.427	242
7	28.912	31.015	21.022	29.181	1:50.130 P		3	32.137	2:05.985			2:38.122	241
8	24.956	30.470	20.332	29.335	1:45.093	289	4	32.371	34.218	22.557	31.907	2:01.053 P	
9	26.698	34.266	21.098	30.605	1:52.667	287	5	27.864	33.935	22.543	32.033	1:56.375	253
22 Trent GIBSON (VIC) (DNQ)							6	27.504	34.308	22.649	31.395	1:55.856	243
1	34.890	40.061	26.731	6:16.035	7:57.717 P		7	26.957	33.401	21.951	31.301	1:53.610	254
2	35.928	38.351	25.434	34.130	2:13.843 P		8	27.051	33.439	21.989	31.248	1:53.727	252
3	29.642	35.951	23.462	32.327	2:01.382	225	9	26.884	33.214	21.767	31.149	1:53.014	260
4	29.665	36.433	23.431	32.893	2:02.422	230	10	26.683	32.976	21.973	31.197	1:52.829	258
5	29.748	36.234	23.276	32.810	2:02.068	225	30 Mark CHiodo (VIC) (14th)						
6	29.036	35.333	22.779	32.365	1:59.513	226	1	31.632	33.716	22.418	32.545	2:00.311 P	
23 Heath GRIFFIN (NSW) (33th)							2	28.605	34.367	21.916	31.101	1:55.989	283
1	32.098	33.897	21.745	31.227	1:58.967 P		3	28.701	37.757	23.427	32.224	2:02.109	261
2	27.065	33.391	22.612	31.472	1:54.540	265	4	28.032	35.499	22.358	30.922	1:56.811	260
3	27.614	37.366	23.408	32.551	2:00.939	260	5	27.875	33.795	22.054	31.474	1:55.198	265
4	27.410	34.719	23.235	31.732	1:57.096	261	6	27.262	33.268	21.824	31.455	1:53.809	271
5	27.983	34.399	23.196	32.642	1:58.220	258	7	27.403	32.860	21.680	30.723	1:52.666	269

Scott Laing
 Chief Time Keeper - Scott Laing

Tom Williams
 Clerk of Course - Tom Williams



Computime Race Timing Systems Pty Ltd © 1996
 Licensed to Computime Race Timing Systems
COMPUTIME RACE TIMING SYSTEMS PTY LTD
www.computime.com.au

9 Timber Lane, Glen Waverley Vic 3150. Ph: 0418 17 13 17

E-mail: scott@computime.com.au





SUPPORT CLASS RESULTS

YMI AUSTRALIAN SUPERBIKE CHAMPIONSHIP

Qualifying

Date: 23/02/18
Event: Q02
Weather: Light rain - Temp: 27.4C
Track: Damp to wet - Temp: 32.5C

Started at: 13:40:02
Laps: 20 Min
Starters: 49
Printed at: 14:18

PROVISIONAL SPLIT TIMES

Lap	Split 1	Split 2	Split 3	Split 4	Lap Time	Spd	Lap	Split 1	Split 2	Split 3	Split 4	Lap Time	Spd
43 Edward FAULKHEAD (VIC) (25th)													
8	26.951	36.425	27.282	31.655	2:02.313	269	1	31.150	33.785	22.156	32.197	1:59.288	P
9	26.919	32.169	21.262	30.387	1:50.737	270	2	26.456	32.802	22.128	31.949	1:53.335	263
10	30.767	35.872	28.688	31.471	2:06.798	216	3	27.832	35.048	23.889	31.876	1:58.645	272
34 Justin VELLA (VIC) (DNQ)													
1	34.010	38.264	25.321	35.758	2:13.353	P	4	27.043	38.812	25.053	2:09.552	3:40.460	271
2	31.000	41.108	26.174	36.496	2:14.778	234	5	35.199	36.853	24.499	33.769	2:10.320	P
3	30.686	39.242	25.596	35.749	2:11.273	232	6	1:07.581	37.361	23.145	32.410	2:40.497	281
4	30.574	37.530	24.845	34.618	2:07.567	234	7	28.190	34.265	22.244	32.232	1:56.931	253
5	30.124	37.612	24.313	34.160	2:06.209	236	8	27.780	34.466	22.819	32.224	1:57.289	247
6	29.949	36.260	23.762	33.970	2:03.941	243	9	27.343	34.002	22.543	31.969	1:55.857	262
44 Cody TRAVERS (TAS) (28th)													
1	29.927	31.741	20.475	31.891	1:54.034	P	1	29.927	31.741	20.475	31.891	1:54.034	P
2	26.874	34.565	22.745	32.660	1:56.844	262	2	26.874	34.565	22.745	32.660	1:56.844	262
3	29.498	38.224	25.959	8:28.865	10:02.546	251	3	29.498	38.224	25.959	8:28.865	10:02.546	251
4	33.822	35.824	22.902	32.028	2:04.576	P	4	33.822	35.824	22.902	32.028	2:04.576	P
5	27.379	33.549	21.905	31.119	1:53.952	251	5	27.379	33.549	21.905	31.119	1:53.952	251
6	27.276	33.820	22.350	31.949	1:55.395	258	6	27.276	33.820	22.350	31.949	1:55.395	258
47 Wayne MAXWELL (VIC) (2nd)													
1	31.642	32.357	20.622	30.495	1:55.116	P	1	31.642	32.357	20.622	30.495	1:55.116	P
2	25.748	30.428	20.254	29.332	1:45.762	285	2	25.748	30.428	20.254	29.332	1:45.762	285
3	25.757	31.751	20.317	29.610	1:47.435	286	3	25.757	31.751	20.317	29.610	1:47.435	286
4	25.535	31.753	20.654	5:29.357	6:47.299	286	4	25.535	31.753	20.654	5:29.357	6:47.299	286
5	32.712	34.051	20.752	29.275	1:56.790	P	5	32.712	34.051	20.752	29.275	1:56.790	P
6	25.046	31.753	20.122	28.841	1:45.762	290	6	25.046	31.753	20.122	28.841	1:45.762	290
7	24.786	31.387	19.988	29.010	1:45.171	288	7	24.786	31.387	19.988	29.010	1:45.171	288
8	24.726	30.694	20.000	29.184	1:44.604	286	8	24.726	30.694	20.000	29.184	1:44.604	286
50 Callum SPRIGGS (QLD) (18th)													
1	38.236	38.645	25.711	6:50.456	8:33.048	P	1	38.236	38.645	25.711	6:50.456	8:33.048	P
2	33.802	36.282	22.900	32.449	2:05.433	P	2	33.802	36.282	22.900	32.449	2:05.433	P
3	27.542	33.907	22.695	31.934	1:56.078	263	3	27.542	33.907	22.695	31.934	1:56.078	263
4	28.064	33.225	21.969	31.031	1:54.289	237	4	28.064	33.225	21.969	31.031	1:54.289	237
5	26.955	32.698	21.742	30.830	1:52.225	256	5	26.955	32.698	21.742	30.830	1:52.225	256
6	26.273	33.693	21.924	30.691	1:52.581	269	6	26.273	33.693	21.924	30.691	1:52.581	269
52 Corey TURNER (QLD) (22th)													
1	32.754	35.139	22.971	32.348	2:03.212	P	1	32.754	35.139	22.971	32.348	2:03.212	P

Scott Laing
Chief Time Keeper - Scott Laing

Tom Williams
Clerk of Course - Tom Williams



Computime Race Timing Systems Pty Ltd © 1996
Licensed to Computime Race Timing Systems
COMPUTIME RACE TIMING SYSTEMS PTY LTD
www.computime.com.au

9 Timber Lane, Glen Waverley Vic 3150. Ph: 0418 17 13 17

E-mail: scott@computime.com.au





SUPPORT CLASS RESULTS

YMI AUSTRALIAN SUPERBIKE CHAMPIONSHIP

Qualifying

Date: 23/02/18
Event: Q02
Weather: Light rain - Temp: 27.4C
Track: Damp to wet - Temp: 32.5C

Started at: 13:40:02
Laps: 20 Min
Starters: 49
Printed at: 14:18

PROVISIONAL SPLIT TIMES

Lap	Split 1	Split 2	Split 3	Split 4	Lap Time	Spd	Lap	Split 1	Split 2	Split 3	Split 4	Lap Time	Spd
2	28.167	34.388	22.748	32.011	1:57.314	261	3	<u>27.106</u>	<u>32.984</u>	<u>21.725</u>	31.524	<u>1:53.339</u>	263
3	28.552	35.524	23.475	5:04.057	6:31.608	252							
4	37.549	34.886	22.677	31.488	2:06.600 P								
5	27.374	33.296	22.273	31.196	1:54.139	257	62	35.699	38.199	<u>24.018</u>	<u>34.050</u>	2:11.966 P	
6	27.099	33.605	22.241	<u>30.875</u>	1:53.820	260	2	<u>29.769</u>	<u>38.006</u>	24.812	35.203	2:07.790	256
7	<u>26.921</u>	<u>32.887</u>	<u>21.925</u>	30.962	<u>1:52.695</u>	265	3	46.312	45.978	26.838	6:16.016	8:15.144	240
8	28.393	37.336	22.899	33.186	2:01.814	252	4					2:00.026	
							5					2:00.944	
							6					<u>1:58.136</u>	
53	Mason COOTE (VIC) (24th)												
1	35.154	37.068	23.970	1:34.787	3:10.979 P								
2	36.585	35.865	23.462	33.080	2:08.992 P								
3	28.046	34.474	22.649	31.540	1:56.709	260	64	28.814	<u>29.702</u>	<u>20.238</u>	<u>30.396</u>	<u>1:49.150</u> P	
4	28.064	34.027	22.609	31.929	1:56.629	252	2	<u>26.523</u>	32.153	21.384	30.727	1:50.787	282
5	27.914	33.566	22.394	31.476	1:55.350	253							
6	28.042	34.407	22.631	31.374	1:56.454	258	66	33.549	34.024	<u>21.854</u>	34.609	2:04.036 P	
7	27.842	32.868	21.952	31.094	1:53.756	256	2	28.689	34.756	23.152	33.736	2:00.333	265
8	<u>27.487</u>	<u>32.760</u>	22.034	31.095	1:53.376	264	3	29.507	39.107	25.415	6:27.490	8:01.519	261
9	27.655	32.789	<u>21.704</u>	<u>30.712</u>	<u>1:52.860</u>	265	4	32.584	35.089	22.684	31.919	2:02.276 P	
							5	28.085	34.355	22.328	31.977	1:56.745	264
							6	27.538	33.703	22.113	31.550	1:54.904	255
56	Bradley SWALLOW (NSW) (17th)												
1	30.781	34.076	21.702	31.784	1:58.343 P								
2	27.535	33.207	22.286	32.309	1:55.337	282	7	<u>27.479</u>	<u>33.400</u>	21.969	<u>31.309</u>	<u>1:54.157</u>	267
3	27.615	33.906	21.455	31.643	1:54.619	258							
4	27.728	33.818	22.268	31.298	1:55.112	251	67	34.547	35.881	22.957	33.592	2:06.977 P	
5	28.880	36.383	24.141	7:11.684	8:41.088	267	2	28.930	35.570	24.071	2:05.924	3:34.495	247
6	34.755	34.217	21.822	31.435	2:02.229 P		3	33.602	34.757	22.063	31.835	2:02.257 P	
7	<u>26.696</u>	<u>33.130</u>	<u>21.144</u>	<u>30.850</u>	<u>1:51.820</u>	262	4	28.140	33.628	21.818	31.149	1:54.735	260
							5	27.578	32.592	21.411	30.599	1:52.180	272
57	Michael JONES (QLD) (12th)												
1	33.883	36.982	23.487	7:12.704	8:47.056 P								
2	32.755	33.600	22.056	31.640	2:00.051 P								
3	27.215	33.334	21.700	30.718	1:52.967	278	6	27.261	32.416	21.588	30.609	1:51.874	271
4	27.491	32.327	21.260	30.339	1:51.417	265	7	27.004	31.575	21.331	30.152	1:50.062	267
5	26.473	31.960	21.173	30.571	1:50.177	278	8	26.886	31.507	<u>21.001</u>	30.155	<u>1:49.549</u>	273
6	<u>26.296</u>	<u>31.948</u>	<u>21.083</u>	<u>30.143</u>	<u>1:49.470</u>	281	9	<u>26.702</u>	<u>31.467</u>	21.677	<u>30.072</u>	1:49.918	265
							68	33.796	38.731	24.525	1:48.119	3:25.171 P	
61	Arthur SISSIS (SA) (26th)												
1	45.311	37.116	23.012	31.913	2:17.352 P								
2	27.825	34.308	22.141	<u>31.391</u>	1:55.665	251	2	36.899	39.068	24.282	33.444	2:13.693 P	
							3	28.903	36.990	23.834	33.285	2:03.012	265
							4	28.804	37.127	23.381	2:15.159	3:44.471	258

Scott Laing
Chief Time Keeper - Scott Laing


Tom Williams
Clerk of Course - Tom Williams



Computime Race Timing Systems Pty Ltd © 1996
Licensed to Computime Race Timing Systems
COMPUTIME RACE TIMING SYSTEMS PTY LTD
www.computime.com.au

9 Timber Lane, Glen Waverley Vic 3150. Ph: 0418 17 13 17

E-mail: scott@computime.com.au





SUPPORT CLASS RESULTS

YMI AUSTRALIAN SUPERBIKE CHAMPIONSHIP

Qualifying

Date: 23/02/18
 Event: Q02
 Weather: Light rain - Temp: 27.4C
 Track: Damp to wet - Temp: 32.5C

Started at: 13:40:02
 Laps: 20 Min
 Starters: 49
 Printed at: 14:18

PROVISIONAL SPLIT TIMES

Lap	Split 1	Split 2	Split 3	Split 4	Lap Time	Spd	Lap	Split 1	Split 2	Split 3	Split 4	Lap Time	Spd
5	38.812	36.718	23.823	32.817	2:12.170 P		2	31.091	37.225	24.967	6:05.699	7:38.982	208
6	28.530	34.866	22.774	32.346	1:58.516	254	3	35.365	36.934	23.008	32.939	2:08.246 P	
7	28.354	34.910	22.578	32.136	1:57.978	257	4	28.677	35.155	23.153	32.547	1:59.532	221
8	27.655	34.878	22.364	32.122	1:57.019	262	5	28.765	35.786	23.814	33.049	2:01.414	236
							6	28.758	35.578	23.462	32.670	2:00.468	210
							7	28.084	34.669	23.292	32.375	1:58.420	237
74 Scott McGREGOR (Vic) (32th)													
1	32.579	34.441	22.988	31.957	2:01.965 P								
2	28.340	34.131	22.998	32.116	1:57.585	254	82 Jake DREW (VIC) (DNQ)						
3	27.187	34.277	22.697	31.585	1:55.746	243	1	37.136	39.150	25.174	36.511	2:17.971 P	
4	27.571	33.726	22.748	31.402	1:55.447	249	2	31.558	41.838	26.333	13:43.210	15:22.939	232
5	27.084	33.686	22.761	31.072	1:54.603	249	3	35.083	37.242	23.652	33.810	2:09.787 P	
6	27.305	34.078	22.559	31.741	1:55.683	246	83 Kyle BUCKLEY (QLD) (11th)						
7	27.709	33.689	22.044	30.927	1:54.369	232	1	33.532	38.922	25.819	3:36.692	5:14.965 P	
							2					1:51.850	
77 Adam SENIOR (WA) (21th)													
1	36.700	36.105	23.138	32.753	2:08.696 P		3					1:44.356	
2	28.314	35.218	22.622	31.259	1:57.413	237	4	30.682	35.013	21.751	30.587	1:58.033 P	
3	27.621	34.802	22.650	32.474	1:57.547	244	5	26.112	32.540	21.486	30.580	1:50.718	266
4	28.759	34.432	22.610	31.719	1:57.520	239	6	26.633	32.556	21.775	30.602	1:51.566	269
5	27.608	33.512	22.154	31.772	1:55.046	239	7	26.405	34.217	21.341	30.488	1:52.451	268
6	27.284	33.475	22.035	31.650	1:54.444	246	8	25.866	31.927	21.226	30.229	1:49.248	264
7	28.216	33.370	21.810	30.985	1:54.381	230	9	26.515	32.389	21.307	30.323	1:50.534	243
8	27.161	32.759	21.521	31.185	1:52.626	239	92 Patrick LI (VIC) (40th)						
9	27.249	33.234	21.624	30.884	1:52.991	244	1	33.379	35.844	24.028	33.141	2:06.392 P	
							2	27.534	34.663	23.075	32.722	1:57.994	273
78 Nathan SPITERI (VIC) (37th)													
1	31.205	34.380	23.212	32.812	2:01.609 P		94 Mitchell REES (NZ) (8th)						
2	27.840	34.354	22.222	1:54.578	3:18.994	227	1	33.643	35.342	22.467	32.987	2:04.439 P	
3	31.337	35.177	22.877	32.194	2:01.585 P		2	27.181	32.759	22.307	31.508	1:53.755	258
4	28.617	35.022	22.483	32.115	1:58.237	225	3	26.848	33.150	21.759	31.987	1:53.744	271
5	28.896	35.310	22.918	32.396	1:59.520	233	4	27.118	32.809	21.760	31.346	1:53.033	262
6	28.798	34.868	22.795	32.410	1:58.871	217	5	27.150	33.291	21.541	30.876	1:52.858	252
7	28.280	35.299	22.724	32.275	1:58.578	226	6	26.445	31.906	21.509	30.571	1:50.431	257
8	28.697	34.938	23.009	32.358	1:59.002	242	7	27.005	32.101	21.120	30.235	1:50.461	252
9	28.389	34.534	22.707	31.936	1:57.566	227	8	25.661	31.618	20.923	30.157	1:48.359	272
10	27.766	34.572	23.516	32.499	1:58.353	228	9	26.140	32.863	21.502	30.724	1:51.229	269
							10	25.943	31.534	20.990	30.241	1:48.708	273
81 Joel RHODES (NSW) (DNQ)													
1	35.342	39.273	25.797	35.624	2:16.036 P		11	26.002	31.612	20.773	30.100	1:48.487	265

Scott Laing
 Chief Time Keeper - Scott Laing

Tom Williams
 Clerk of Course - Tom Williams



Computime Race Timing Systems Pty Ltd © 1996
 Licensed to Computime Race Timing Systems
COMPUTIME RACE TIMING SYSTEMS PTY LTD
www.computime.com.au

9 Timber Lane, Glen Waverley Vic 3150. Ph: 0418 17 13 17

E-mail: scott@computime.com.au





SUPPORT CLASS RESULTS

YMI AUSTRALIAN SUPERBIKE CHAMPIONSHIP

Qualifying

Date: 23/02/18
 Event: Q02
 Weather: Light rain - Temp: 27.4C
 Track: Damp to wet - Temp: 32.5C

Started at: 13:40:02
 Laps: 20 Min
 Starters: 49
 Printed at: 14:18

PROVISIONAL SPLIT TIMES

Lap	Split 1	Split 2	Split 3	Split 4	Lap Time	Spd	Lap	Split 1	Split 2	Split 3	Split 4	Lap Time	Spd
96 Mathew HARDING (NSW) (34th)							10	<u>25.130</u>	<u>30.941</u>	20.887	<u>29.551</u>	<u>1:46.509</u>	279
1	34.956	39.521	24.697	1:39.491	3:18.665 P								
2	34.885	35.027	23.472	31.842	2:05.226 P								
3	27.497	34.092	22.686	<u>31.653</u>	<u>1:55.928</u>	265	188 Lucas VITALE (NSW) (27th)	1	31.663	37.288	23.532	34.141	2:06.624 P
4	27.710	35.272	23.046	32.169	1:58.197	275	2	29.790	39.057	25.426	4:54.407	6:28.680	251
5	28.983	35.248	22.731	32.075	1:59.037	260	3	34.437	37.038	24.317	33.531	2:09.323 P	
6	28.222	34.110	<u>22.537</u>	31.868	1:56.737	262	4	28.910	36.028	23.673	32.425	2:01.036	251
7	27.771	<u>33.956</u>	22.970	31.710	1:56.407	270	5	28.247	35.179	23.167	33.145	1:59.738	242
8	27.979	34.989	22.866	32.301	1:58.135	258	6	28.576	34.322	22.138	31.448	1:56.484	248
9	<u>27.445</u>	34.871	22.774	32.259	1:57.349	244	7	27.304	33.827	<u>21.999</u>	32.236	1:55.366	255
							8	<u>27.167</u>	<u>33.183</u>	22.172	<u>31.219</u>	<u>1:53.741</u>	255
99 William STRUGNELL (SA) (19th)							404 Con KOKKORIS (NSW) (31th)						
1	31.988	34.923	22.320	33.089	2:02.320 P		1	34.544	39.262	27.199	1:47.640	3:28.645 P	
2	27.641	35.158	22.142	32.607	1:57.548	281	2	33.237	35.921	23.151	32.128	2:04.437 P	
3	29.285	2:40.164			3:09.449	268	3	27.590	34.037	22.396	31.525	1:55.548	261
4	35.577	37.180	23.099	32.989	2:08.845 P		4	27.207	33.643	22.790	32.158	1:55.798	271
5	27.862	35.475	22.467	31.488	1:57.292	252	5	27.110	33.748	<u>22.068</u>	<u>31.382</u>	<u>1:54.308</u>	262
6	26.903	33.714	21.514	31.154	1:53.285	266	6	<u>26.700</u>	<u>33.095</u>	22.715	32.061	1:54.571	270
7	<u>26.490</u>	<u>33.520</u>	<u>21.507</u>	<u>30.738</u>	<u>1:52.255</u>	271	7	27.264	34.682	22.728	31.997	1:56.671	263
							8	27.513	33.923	26.150	34.976	2:02.562	252
178 Michael BLAIR (NSW) (6th)							686 Tracey DAVIES (VIC) (DNQ)						
1	33.888	35.588	23.289	1:19.972	2:52.737 P		1	40.200	46.948	31.410	41.428	<u>2:39.986</u> P	
2	29.363	32.054	20.711	30.742	1:52.870 P		2	<u>38.460</u>	49.998	34.681	12:28.223	14:31.362	164
3	25.866	32.804	20.931	30.040	1:49.641	270	3	1:00.447	<u>46.244</u>	<u>30.639</u>	<u>39.970</u>	2:57.300 P	
4	26.314	31.909	20.920	30.048	1:49.191	256							
5	25.631	32.081	20.892	29.740	1:48.344	271							
6	25.962	31.674	20.601	30.014	1:48.251	243							
7	25.444	31.393	20.633	29.770	1:47.240	267							
8	26.094	31.520	20.654	1:39.263	2:57.531	259							
9	30.793	31.397	<u>20.580</u>	29.589	1:52.359 P								

*** NON-QUALIFIERS TO BE HELD AS RESERVES ***

The results are provisional until the end of the time limit for protests and appeals.


 Chief Time Keeper - Scott Laing


 Clerk of Course - Tom Williams



Computime Race Timing Systems Pty Ltd © 1996
 Licensed to Computime Race Timing Systems
COMPUTIME RACE TIMING SYSTEMS PTY LTD
www.computime.com.au

9 Timber Lane, Glen Waverley Vic 3150. Ph: 0418 17 13 17

E-mail: scott@computime.com.au





SUPPORT CLASS RESULTS

YMI AUSTRALIAN SUPERBIKE CHAMPIONSHIP

Qualifying

Date: 23/02/18
Event: Q02
Weather: Light rain - Temp: 27.4C
Track: Damp to wet - Temp: 32.5C

Started at: 13:40:02
Laps: 20 Min
Starters: 49
Printed at: 14:18

PROVISIONAL FASTEST LAPS SEQUENCE

Race Time	No	Name	Machine	Fastest Lap	On Lap
2:08.360	12	Matt WALTERS (NSW)	Kawasaki ZX10	1:56.427	1
2:17.603	25	Daniel FALZON (SA)	Yamaha YZF-R1	1:53.589	1
2:43.987	64	Aaron MORRIS (NSW)	Yamaha YZF-R1	1:49.150	1
4:04.534	25	Daniel FALZON (SA)	Yamaha YZF-R1	1:46.931	2
5:13.180	47	Wayne MAXWELL (VIC)	Yamaha YZF-R1	1:45.762	2
10:01.633	83	Kyle BUCKLEY (QLD)	Kawasaki ZX10R	1:44.356	3
19:35.446	1	Josh WATERS (VIC)	Suzuki GSX-R	1:44.192	9
21:19.122	1	Josh WATERS (VIC)	Suzuki GSX-R	1:43.676	10

*** NON-QUALIFIERS TO BE HELD AS RESERVES ***

The results are provisional until the end of the time limit for protests and appeals.

Chief Time Keeper - Scott Laing

Clerk of Course - Tom Williams



Computime Race Timing Systems Pty Ltd © 1996
Licensed to Computime Race Timing Systems

COMPUTIME RACE TIMING SYSTEMS PTY LTD

www.computime.com.au

9 Timber Lane, Glen Waverley Vic 3150. Ph: 0418 17 13 17

E-mail: scott@computime.com.au





SUPPORT CLASS RESULTS

YMI AUSTRALIAN SUPERBIKE CHAMPIONSHIP

Qualifying

Date: 23/02/18
Event: Q02
Weather: Light rain - Temp: 27.4C
Track: Damp to wet - Temp: 32.5C

Started at: 13:40:02
Laps: 20 Min
Starters: 49
Printed at: 14:18

PROVISIONAL BEST PARTIAL TIMES

Pos	Split 1		Split 2		Split 3		Split 4		LAP		Ideal	Fastest
	Name	Time	Name	Time	Name	Time	Name	Time	Name	Time		
1	J. WATERS	24.681	A. MORRIS	29.702	W. MAXWELL	19.988	J. WATERS	28.654	J. WATERS	1:43.609	1:43.676	
2	W. MAXWELL	24.726	J. WATERS	30.265	J. WATERS	20.009	W. MAXWELL	28.841	W. MAXWELL	1:43.983	1:44.604	
3	D. FALZON	24.928	W. MAXWELL	30.428	A. MORRIS	20.238	D. FALZON	29.167	T. BAYLISS	1:44.939	1:45.093	
4	T. BAYLISS	24.956	T. BAYLISS	30.470	D. FALZON	20.271	T. BAYLISS	29.181	D. FALZON	1:45.114	1:45.411	
5	M. BLAIR	25.130	T. HERFOSS	30.653	T. HERFOSS	20.296	T. HERFOSS	29.308	T. HERFOSS	1:45.565	1:45.987	
6	T. HERFOSS	25.308	D. FALZON	30.748	T. BAYLISS	20.332	M. BLAIR	29.551	M. BLAIR	1:46.202	1:46.509	
7	G. ALLERTON	25.439	M. BLAIR	30.941	C. TRAVERS	20.475	G. ALLERTON	29.882	A. MORRIS	1:46.859	1:49.150	
8	M. REES	25.661	G. ALLERTON	31.032	G. ALLERTON	20.579	B. STARING	30.072	G. ALLERTON	1:46.932	1:46.932	
9	K. BUCKLEY	25.866	B. STARING	31.467	M. BLAIR	20.580	M. REES	30.100	M. REES	1:48.068	1:48.359	
10	M. WALTERS	25.936	M. REES	31.534	M. REES	20.773	D. BARKER	30.130	M. WALTERS	1:49.192	1:49.192	
11	M. TOOLEY	26.160	C. TRAVERS	31.741	B. STARING	21.001	M. JONES	30.143	B. STARING	1:49.242	1:49.549	
12	C. SPRIGGS	26.273	K. BUCKLEY	31.927	M. WALTERS	21.005	M. WALTERS	30.176	K. BUCKLEY	1:49.248	1:49.248	
13	W. STRUGNE	26.273	M. JONES	31.948	A. PHILLIS	21.077	K. BUCKLEY	30.229	M. JONES	1:49.470	1:49.470	
14	D. BARKER	26.276	M. WALTERS	32.075	D. BARKER	21.081	M. CHIODO	30.387	D. BARKER	1:49.910	1:50.793	
15	M. JONES	26.296	M. CHIODO	32.169	M. JONES	21.083	A. MORRIS	30.396	C. TRAVERS	1:50.209	1:53.952	
16	E. FAULKHEA	26.456	A. PHILLIS	32.338	B. SWALLOW	21.144	C. SPRIGGS	30.691	M. CHIODO	1:50.737	1:50.737	
17	A. MORRIS	26.523	D. BARKER	32.423	K. BUCKLEY	21.226	M. COOTE	30.712	A. PHILLIS	1:51.040	1:52.566	
18	A. PHILLIS	26.663	C. SPRIGGS	32.698	M. CHIODO	21.262	W. STRUGNE	30.738	M. TOOLEY	1:51.269	1:51.633	
19	T. COLLINS	26.683	M. TOOLEY	32.733	M. TOOLEY	21.267	B. SWALLOW	30.850	C. SPRIGGS	1:51.404	1:52.225	
20	B. SWALLOW	26.696	A. SENIOR	32.759	W. STRUGNE	21.507	C. TURNER	30.875	W. STRUGNE	1:51.420	1:52.255	
21	C. KOKKORIS	26.700	M. COOTE	32.760	A. SENIOR	21.521	A. SENIOR	30.884	B. SWALLOW	1:51.820	1:51.820	
22	B. STARING	26.702	E. FAULKHEA	32.802	M. COOTE	21.704	S. McGREGO	30.927	A. SENIOR	1:52.325	1:52.626	
23	C. TRAVERS	26.874	C. TURNER	32.887	A. SISSIS	21.725	A. PHILLIS	30.962	T. COLLINS	1:52.575	1:52.829	
24	M. CHIODO	26.919	W. STRUGNE	32.902	C. SPRIGGS	21.742	P. CZAJ	31.022	C. TURNER	1:52.608	1:52.695	
25	C. TURNER	26.921	T. COLLINS	32.976	H. GRIFFIN	21.745	M. TOOLEY	31.109	M. COOTE	1:52.663	1:52.860	
26	H. GRIFFIN	27.065	A. SISSIS	32.984	T. COLLINS	21.767	C. TRAVERS	31.119	A. SISSIS	1:53.206	1:53.339	
27	S. McGREGO	27.084	C. KOKKORIS	33.095	A. COOTE	21.854	T. COLLINS	31.149	C. KOKKORIS	1:53.245	1:54.308	
28	A. SISSIS	27.106	B. SWALLOW	33.130	P. CZAJ	21.900	L. VITALE	31.219	E. FAULKHEA	1:53.262	1:53.335	
29	A. SENIOR	27.161	L. VITALE	33.183	C. TURNER	21.925	H. GRIFFIN	31.227	H. GRIFFIN	1:53.428	1:54.540	
30	P. CZAJ	27.166	H. GRIFFIN	33.391	L. VITALE	21.999	A. COOTE	31.309	L. VITALE	1:53.568	1:53.741	
31	L. VITALE	27.167	A. COOTE	33.400	S. McGREGO	22.044	C. KOKKORIS	31.382	P. CZAJ	1:53.740	1:54.293	
32	M. HARDING	27.445	P. CZAJ	33.652	C. KOKKORIS	22.068	A. SISSIS	31.391	S. McGREGO	1:53.741	1:54.369	
33	A. COOTE	27.479	S. McGREGO	33.686	E. FAULKHEA	22.128	M. HARDING	31.653	A. COOTE	1:54.042	1:54.157	
34	M. COOTE	27.487	M. HARDING	33.956	N. SPITERI	22.222	E. FAULKHEA	31.876	M. HARDING	1:55.591	1:55.928	
35	P. LI	27.534	N. SPITERI	34.354	M. LEVY	22.364	N. SPITERI	31.936	N. SPITERI	1:56.278	1:57.566	
36	T. LIMANIS	27.540	A. MANUEL	34.625	M. HARDING	22.537	T. LIMANIS	31.943	M. LEVY	1:57.007	1:57.019	
37	M. LEVY	27.655	P. LI	34.663	B. KOZAN	22.622	R. SMITH	32.067	A. MANUEL	1:57.195	1:57.473	
38	A. MANUEL	27.722	J. RHODES	34.669	A. MANUEL	22.627	M. LEVY	32.122	T. LIMANIS	1:57.234	1:57.843	

Scott Laing
Chief Time Keeper - Scott Laing

Tom Williams
Clerk of Course - Tom Williams



Computime Race Timing Systems Pty Ltd © 1996
Licensed to Computime Race Timing Systems
COMPUTIME RACE TIMING SYSTEMS PTY LTD
www.computime.com.au

9 Timber Lane, Glen Waverley Vic 3150. Ph: 0418 17 13 17

E-mail: scott@computime.com.au





SUPPORT CLASS RESULTS

YMI AUSTRALIAN SUPERBIKE CHAMPIONSHIP

Qualifying

Date: 23/02/18
Event: Q02
Weather: Light rain - Temp: 27.4C
Track: Damp to wet - Temp: 32.5C

Started at: 13:40:02
Laps: 20 Min
Starters: 49
Printed at: 14:18

PROVISIONAL BEST PARTIAL TIMES

Pos	Split 1		Split 2		Split 3		Split 4		LAP		Ideal	Fastest
	Name	Time	Name	Time	Name	Time	Name	Time	Name	Time		
39	N. SPITERI	27.766	T. LIMANIS	34.839	R. SMITH	22.696	A. MANUEL	32.221	R. SMITH	1:57.454	1:57.744	
40	R. SMITH	27.851	R. SMITH	34.840	T. GIBSON	22.779	B. KOZAN	32.252	P. LI	1:57.994	1:57.994	
41	J. RHODES	28.084	M. LEVY	34.866	T. LIMANIS	22.912	T. GIBSON	32.327	J. RHODES	1:58.136	1:58.420	
42	T. GIBSON	28.697	H. McMURRA	35.210	J. RHODES	23.008	J. RHODES	32.375	B. McINTYRE	1:58.136	1:58.136	
43	H. McMURRA	28.800	B. KOZAN	35.227	P. LI	23.075	P. LI	32.722	B. KOZAN	1:58.993	1:58.993	
44	J. VELLA	28.854	J. VELLA	35.246	H. McMURRA	23.250	H. McMURRA	32.760	T. GIBSON	1:59.136	1:59.513	
45	B. KOZAN	28.892	T. GIBSON	35.333	J. DREW	23.652	J. VELLA	33.135	H. McMURRA	2:00.020	2:00.453	
46	B. McINTYRE	29.769	J. DREW	37.242	J. VELLA	23.762	J. DREW	33.810	J. VELLA	2:00.997	2:01.093	
47	J. DREW	31.558	B. McINTYRE	38.006	B. McINTYRE	24.018	B. McINTYRE	34.050	J. DREW	2:06.262	2:09.787	
48	T. DAVIES	38.460	T. DAVIES	46.244	T. DAVIES	30.639	T. DAVIES	39.970	T. DAVIES	2:35.313	2:39.986	

*** NON-QUALIFIERS TO BE HELD AS RESERVES ***

The results are provisional until the end of the time limit for protests and appeals.

Chief Time Keeper - Scott Laing

Clerk of Course - Tom Williams



Computime Race Timing Systems Pty Ltd © 1996
Licensed to Computime Race Timing Systems

COMPUTIME RACE TIMING SYSTEMS PTY LTD
www.computime.com.au

9 Timber Lane, Glen Waverley Vic 3150. Ph: 0418 17 13 17

E-mail: scott@computime.com.au





SUPPORT CLASS RESULTS

YMI AUSTRALIAN SUPERBIKE CHAMPIONSHIP

Date: 23/02/18
Event: Q02
Weather: Light rain - Temp: 27.4C
Track: Damp to wet - Temp: 32.5C

Started at: 13:40:02
Laps: 20 Min
Starters: 49
Printed at: 14:18

PROVISIONAL GRID SHEET



1	1 J. WATERS 1:43.676	2	47 W. MAXWELL 1:44.604	3	21 T. BAYLISS 1:45.093
2	25 D. FALZON 1:45.411	5	17 T. HERFOSS 1:45.987	6	178 M. BLAIR 1:46.509
3	14 G. ALLERTON 1:46.932	8	94 M. REES 1:48.359	9	64 A. MORRIS 1:49.150
4	12 M. WALTERS 1:49.192	11	83 K. BUCKLEY 1:49.248	12	57 M. JONES 1:49.470
5	67 B. STARING 1:49.549	14	30 M. CHIODO 1:50.737	15	3 D. BARKER 1:50.793
6	24 M. TOOLEY 1:51.633	17	56 B. SWALLOW 1:51.820	18	50 C. SPRIGGS 1:52.225
7	99 W. STRUGNELL 1:52.255	20	20 A. PHILLIS 1:52.566	21	77 A. SENIOR 1:52.626
8	52 C. TURNER 1:52.695	23	29 T. COLLINS 1:52.829	24	53 M. COOTE 1:52.860
9	43 E. FAULKHEAD 1:53.335	26	61 A. SISSIS 1:53.339	27	188 L. VITALE 1:53.741
10	44 C. TRAVERS 1:53.952	29	66 A. COOTE 1:54.157	30	11 P. CZAJ 1:54.293

Scott Laing

Chief Time Keeper - Scott Laing

Tom Williams

Clerk of Course - Tom Williams




COMPUTIME RACE TIMING SYSTEMS PTY LTD
www.computime.com.au

9 Timber Lane, Glen Waverley Vic 3150. Ph: 0418 17 13 17

E-mail: scott@computime.com.au



Computime Race Timing Systems Pty Ltd © 1996
Licensed to Computime Race Timing Systems



SUPPORT CLASS RESULTS

YMI AUSTRALIAN SUPERBIKE CHAMPIONSHIP

Date: 23/02/18
 Event: Q02
 Weather: Light rain - Temp: 27.4C
 Track: Damp to wet - Temp: 32.5C

Started at: 13:40:02
 Laps: 20 Min
 Starters: 49
 Printed at: 14:18

PROVISIONAL GRID SHEET

11	404 C. KOKKORIS 1:54.308	74 S. McGREGOR 1:54.369	23 H. GRIFFIN 1:54.540
12	96 M. HARDING 1:55.928	68 M. LEVY 1:57.019	18 A. MANUEL 1:57.473
13	78 N. SPITERI 1:57.566	16 R. SMITH 1:57.744	39 T. LIMANIS 1:57.843
14	92 P. LI 1:57.994		

*** NON-QUALIFIERS TO BE HELD AS RESERVES ***

The results are provisional until the end of the time limit for protests and appeals.

Scott Laing

Chief Time Keeper - Scott Laing

Tom Williams

Clerk of Course - Tom Williams



Computime Race Timing Systems Pty Ltd © 1996
 Licensed to Computime Race Timing Systems
COMPUTIME RACE TIMING SYSTEMS PTY LTD
www.computime.com.au

9 Timber Lane, Glen Waverley Vic 3150. Ph: 0418 17 13 17

E-mail: scott@computime.com.au

